

J. C. BHALLA & CO.
CHARTERED ACCOUNTANTS

BRANCH OFFICE : B-5, SECTOR-6, NOIDA - 201 301 (U.P.)
TEL. : +91 - 120 - 4241000, FAX : +91-120-4241007
E-MAIL : taxaid@vsnl.com

We have audited the accounts of **Emmanuel Hospital Association, 808/92, Deepali Building, Nehru Place, New Delhi - 110019**, (FCRA Reg. No. **231650016**) for the financial year ending the 31st March, 2017 and examined all relevant books and vouchers and certify that according to the audited account:

- (i) The brought forward foreign contribution at the beginning of the financial year was **Rs 10,85,95,279/-**
- (ii) Foreign contribution of worth **Rs 13,94,11,116/-** was received by the Association during the financial year 2017.
- (iii) Interest accrued on foreign contribution and other income derived from foreign contribution or interest thereon of/worth **Rs 45,65,176-** was received by the Association during the financial year 2016-17.
- (iv) The balance of unutilised foreign contribution with the Association at the end of the financial year 2016-17 was **Rs 8,27,84,648/-**
- (v) Certified that the Association has maintained the accounts of foreign contribution and records relating thereto in the manner specified in section 19 of the Foreign Contribution (Regulation) Act, 2010 (42 of 2010) read with rule 17 of the Foreign Contribution (Regulation) Rules, 2011.
- (vi) The information in this certificate and in the enclosed Balance Sheet and statement of Receipt and Payment is correct as checked by me/us.
- (vii) The association has utilized the foreign contribution received for the purpose(s) it is registered/ granted prior permission under Foreign Contribution (Regulation) Act, 2010

Place: New Delhi
Date: 27-11-2017



Rajesh Sethi
Partner
M. No. 085669
For and on Behalf of
J. C. Bhalla & Co.
Chartered Accountants
Firm Registration No. 001111N

EMMANUEL HOSPITAL ASSOCIATION
 808/92, Deepali Building, Nehru Place, New Delhi - 110019
 Consolidated (FC & Projects) Account
 Balance Sheet as at 31st March 2017

(In INR)

Particulars	Sch	As at 31st March 2017
Liabilities		
General Fund		
Reserves & Surplus	1	37,384,794
Designated Funds	2	12,810,383
Funds & Liabilities		
Unspent Project Balances	3	66,873,398
Other Current Liability	3A	576,426
Total		117,645,001
Assets		
Fixed Assets		
	4	29,529,244
Current Assets		
Cash & Bank Balances	5	82,784,648
Other Current Assets		
Advances	6	334,242
Others	7	4,996,867
Total		117,645,001

Subject to our separate report of even date



Rajesh Sethi

Partner

M.No 085669

For and on behalf of


J.C.Bhalla & Co.

Chartered Accountants

Firm Registration No 001111N

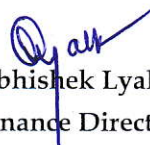
Place : New Delhi

Date : 19th Aug, 2017



Dr Joshua Sunil Gokavi

Executive Director



Abhishek Lyall

Finance Director



EMMANUEL HOSPITAL ASSOCIATION
808/92, Deepali Building, Nehru Place, New Delhi - 110019
Consolidated (FC & Projects) Account
Income & Expenditure Account for the year ending 31st March 2017

(In INR)

Particulars	Sch	As at 31st March 2017
Income		
Voluntary Contributions & Donations	8	4,754,276
Bank Interest Earned	9	5,642,618
Other Income		-
Excess of Expenditure over Income		2,370,842
Total		12,767,735
Expenditure		
Staff Benefits	10	8,206,730
Operational Costs	11	1,091,511
Travelling	12	139,760
Communications	13	436,035
Repairs & Maintenance	14	169,275
HR & Capacity Building	15	38,615
Project Expenditure		213,289
Asset written off		28,625
Depreciation		2,433,313
Loss on sale of Asset		10,582
Total		12,767,735

Subject to our separate report of even date



Rajesh Sethi
Partner

M.No 085669

For and on behalf of

J.C.Bhalla & Co.

Chartered Accountants

Firm Registration No 001111N



Dr Joshua Sunil Gokavi
Executive Director



Abhishek Lyall
Finance Director



Place : New Delhi

Date : 19th Aug, 2017

EMMANUEL HOSPITAL ASSOCIATION
Consolidated (FC & Projects) Account
Schedules to Balance Sheet

Schedule 1
Reserves & Surplus

	(In INR)
Particulars	Balance as on 31st March 2017
Opening balance as on 1st April 2016	39,077,054
Add: Additions during the year	-
Add: Transferred from Asset Acquisition Fund	326,500
Add: Assets Purchased out of Project Expenses	820,607
Add. : Excess of Income over Expenditure during the year	-
	40,224,161
Less : Amount Transferred to Project Payable	93,517
Less : Sahyog Asset Sold	375,008
Less : Depreciation for Previous Years	-
Less : Excess of Expenditure over Income during the year	2,370,842
	37,384,794

Schedule 2
Designated Funds

	(In INR)
Particulars	Balance as on 31st March 2017
Building Funds as per Last Year Balance Sheet	12,752,480
Add: Addition during the year	-
	12,752,480
Less; Amount reversed during the year	-
Less: Utilisation during the year	-
Less: Amount reversed	-
Total	12,752,480
Asset Acquisition Fund as per Last Year Balance Sheet	484,403
Add: Addition during the year	-
	484,403
Less: Transferred to General Fund	326,500
Less: Utilisation during the year	100,000
Total	12,810,383




EMMANUEL HOSPITAL ASSOCIATION
Consolidated (FC & Projects) Account

Schedule 3
Unspent Project Balances

(In INR)

Particulars	Opening Balance as on 1st April 2016	Receipts during the year 2016-17	Payment during the year 2016-17	Closing Balance as on 31st March 2017
Central Support Programs				
EHA Bio Ethics Project	13,613	190,318	41,873	162,058
EHA - CME Fund	164,735	(164,735)	-	-
EHA - Community Eye Project	289,040	(289,040)	-	-
EHA - Geoffrey Hawkins Scholarship Fund	1,414,014	(270,000)	-	1,144,014
EHA - Good Samaritan Fund	-	-	-	-
EHA - Hospital Equipment Fund	-	-	-	-
EHA - HR Research EMMS	206,636	(100,398)	11,500	94,738
EHA-HR Recruitment EMMS	90,462	-	-	90,462
EHA - Leadership Development Project	293,559	2,875,147	2,721,997	446,709
Emmanuel Mission Services	(5,493)	5,493	-	(0)
EHA - Medical & Dental Students Retreat	76,423	-	7,913	68,510
EHA - Nest Project	1,243,023	807,713	437,419	1,613,317
EHA - Nurses Training Fund	267,758	33,605	-	301,363
EHA - Palliative Care	7,261,930	(1,855,847)	279,751	5,126,332
EHA - GDG Palliative Care .C.O	-	1,572,519	-	1,572,519
EHA - Palliative Care EMMS	1,052,936	(471,668)	431,182	150,086
EHA - Palliative Care SWC Foundation	-	429,000	318,574	110,426
EHA - Reproductive Health	771,862	-	-	771,862
EHA - Research Project (Dr. Jameela)	26,510	-	479	26,031
EHA - Scholarship Staff Children	8,142	-	-	8,142
EHA - Training	126,119	-	-	126,119
HR & Professional Development Fund	(100,398)	100,398	-	0
Software Development Project	866,131	13,903,425	10,405,637	4,363,919
Special Fund - ED	93,641	113,568	-	207,209
Balanilayam Project	12,285	-	-	12,285
Total	14,172,929	16,879,496	14,656,324	16,396,101
Disaster Management Mitigation Unit Projects				
A.P. Emergency Flood Relief - MTI	50,391	-	-	50,391
Assam Emergency Relief Work	10,414	-	-	10,414
Arambh Food for Work Project	-	804,600	905,487	(100,887)
Begusarai Flood Relief Program	-	1,376,000	1,298,039	77,961
Bihar Fire Relief-Barwa	424,606	-	-	424,606
Bihar Relief - Emergency Relief Madhepura	319,277	-	-	319,277
Disability Inclusive Disaster Risk	-	-	-	-
EHA - Disaster Management	241,306	6,691	215,986	32,011
EHA - Sphere India "Psycho Support"	72,714	-	34,387	38,327
Emergency Flood Relief Assam 2012	277,655	-	-	277,655
Emergency Flood Relief in Balrampur, UP	95,019	-	-	95,019
Emergency Flood Relief Begusarai Bihar	77,321	-	-	77,321
Heal Project	0	700,000	-	700,000
Himalayan Disaster Relief Project	0	-	-	-
Himalayan Earthquake Relief Project (NEPAL)	2,052,301	-	683,883	1,368,418
Jammu & Kashmir Emergency Flood Relief 2014	4,866	-	-	4,866
Kishanganj Fire Relief Programme	0	688,154	345,746	342,408
Kishanganj Flood Relief Programme	0	986,803	791,572	195,231
Manipur Earth Quake Project	(60,550)	791,167	730,617	0
Manipur Flood Relief Project 2015	-	-	-	0
Sikkim Earthquake Emergency Relief	499,616	-	-	499,616
Total	4,064,935	5,353,415	5,005,717	4,412,634



EMMANUEL HOSPITAL ASSOCIATION
Consolidated (FC & Projects) Account

(In INR)

Community Health Projects				
ACU Upgradation	2,272,500	-	2,272,500	0
AHT Capacity Building Tear UK	390,687	-	-	390,687
EHA C.O (CAR) Project	317,024	274,000	696,705	(105,681)
Engage Disability Conference	(135,223)	135,223	-	0
CH Coordination - Tear N/L	135,270	(135,270)	-	0
CH Coordination - Others	62,427	59,832	4,273	117,986
Mainstreaming Grants (Other Sources)	(15,012)	15,012	-	0
Transform Aid Capacity Building	-	-	-	-
Transform Aid CHDP Disaster Response	-	-	-	-
Mainstreaming Disability Programme	(159,641)	1,155,261	1,832,161	(836,541)
Umeed Recovery & Rehab. Tear UK	-	3,611,520	3,611,212	308
Accelerated Prevetion of Human Trafficking	-	416,150	415,982	168
Building Efficiency of Project Team	-	2,329,974	2,105,919	224,055
EHA - Anugrah Project	-	6,439,788	2,223,243	4,216,545
EHA - CHDP Barharwa	(13,009)	1,808,998	1,390,079	405,909
EHA - CHDP BCH, Fatehpur	-	2,188,234	1,895,581	292,653
EHA - CHDP Project Burans	(719,943)	6,046,869	5,509,279	(182,354)
EHA - CHDP Champa	(106)	2,604,150	2,454,150	149,894
EHA - CHDP Chhatarpur - TNL	-	-	-	-
EHA - CHDP Jagdeeshpur	(269,524)	269,524	-	-0
EHA - CHDP Kachhwa	22,650	(22,650)	-	-
EHA - CHDP Lalitpur	-	4,003,209	3,745,000	258,209
EHA - CHDP Landour	(186,758)	186,758	-	0
EHA - CHDP Landour Uday Basti	89,528	740,631	830,159	0
EHA - CHDP Madhipura	482,873	6,152,000	2,581,308	4,053,565
EHA - CHDP Madhipura (CAR) Project	774,400	2,384,780	1,550,347	1,608,833
EHA - CHDP Ranchi (CAR)	1,174,470	2,204,421	1,918,581	1,460,310
EHA - CHDP Robertsganj	243,991	455,683	699,674	-
EHA - CHDP Raxaul	1,921,700	159,400	2,193,890	(112,790)
EHA - CHDP Satbarwa (CBA)	-	-	-	-
EHA - CHDP Satbarwa (CBR)	1,444,761	1,782,031	2,917,834	308,958
EHA - CHDP Satbarwa (CAR)	1,227,907	475,275	2,217,843	(514,661)
EHA - CHDP Share	-	204,198	204,198	-0
EHA - CHDP Tezpur (CAR)	-	3,068,250	2,590,426	477,824
EHA - Children at Risk	74,472	-	100	74,372
EHA - CHDP Bastar (PACS)	(106,430)	106,430	-	0
EHA - CHDP Bastar (CAR)	1,549,003	542,600	2,008,499	83,104
EHA - CHDP Bastar (Others)	227,023	-227,023	-	-
EHA - CHDP Champa (PACS)	(18,464)	11,006	(7,458)	0
EHA - CHDP Chhatarpur (PACS)	(141,536)	141,536	-	0
EHA - CHDP Lakhnadon (PACS)	(52,761)	52,761	-	0
EHA - DVN Central Cost	698,617	(294,117)	-	404,500
EHA - DVN MICAH Consultation Reimbursement	-	-	-	-
EHA - DVN Partnership Development	151,233	-	86,921	64,312
EHA - DVN - Engagement of Partners - CO	-	1,516,912	449,953	1,067,559
EHA - DVN - Engagement of Partners - Champa	-	148,500	152,000	(3,500)
EHA - DVN - Engagement of Partners - Herbertpur	-	148,500	152,873	(4,373)
EHA - DVN - Engagement of Partners - UP Urban	-	148,500	178,618	(30,118)
EHA - DVN - Spandana Phase Out	-	2,213,560	2,213,560	-
EHA - PSH Utraula - Eye Clinic	-	2,556,321	2,556,320	1
EHA - CHDP Barharwa (DVN)	-	850,000	-	850,000
EHA - GMT	336,600	298,311	634,911	-
EHA - Gender Sensitivity & Equality Project	(69,989)	69,989	-	0
EHA - Global Development Group - Project	-	-	-	-
EHA - J & K Earthquake Project	107,017	(107,017)	-	-
EHA - Kari Project	11,085	(11,085)	-	-
EHA - Mental Health Helpline	(144,618)	144,618	-	0
EHA - Mental Health Programme	72,151	67,014	40,513	98,652
EHA - Murliganj Storm Relief	-	-	-	-
EHA - Partnership for Sustainable Development	298,484	(298,484)	-	-
EHA - Sahyog - EMMS	269,848	(269,848)	-	-
EHA - STT Conference	545,516	126,137	1,069,314	(397,661)
EHA - Spandana Project - FNS	60,263	-	612,673	(552,410)
EHA - Spandana Project - CH/HIV	71,592	(131,855)	-	(60,263)
EHA - GMT Tear N/L	-	679,572	358,982	320,590
EHA - Geneva Global Projects	-	5,497,526	3,611,271	1,886,255
EHA - Stop the Traffick	-	96,640	96,640	-
EHA - Tear Australia C.O Support	82,020	1,568,460	1,332,965	317,515
EHA - Tear Australia KARI Project	410,878	(15,884)	-	394,994
EHA - Tear Australia Sahyog Project	(208,614)	2,787,250	2,381,196	197,440
EHA - Tear Australia SHIFA Mental Health Project	-	2,500,936	2,500,936	-
EHA - Tear Australia CSC Disbursement	-	-	-	-
EHA - Tear Fund CHDP Tezpur (Safe Migration)	110,840	5,251,704	2,081,806	3,280,738
EHA - Tear Fund Kishangarh Watershed Mgt Project	1,150,224	3,919,800	4,095,752	974,272
EHA - Tear Fund Sahyog Urban Empowerment	1,263,332	229,851	1,327,345	165,838
EHA - Tear N/L Audit Allocation	302,353	(302,353)	-	-
Psychosocial Research Allocation	-	96,708	-	96,708
EHA - UP Urban Project	429,469	7,382,896	6,574,594	1,237,771
Total	16,540,576	86,509,625	80,370,028	22,680,175



EMMANUEL HOSPITAL ASSOCIATION
Consolidated (FC & Projects) Account

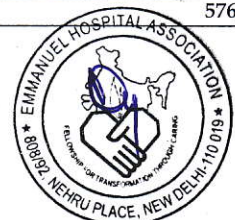

(In INR)

HIV/AIDS Projects				
EHA - Aids Services	(2,948)	2,948	-	(0)
EHA - DAP Shalom Project	1,225,248	10,029,153	10,082,992	1,171,409
EHA - NEO PLUS	302,907	-	666,791	(363,884)
EHA - Prison Intervention Project Chandigarh	2,358,322	4,382,469	5,777,288	963,503
EHA - Prison Intervention Project Guuhati	0	240,350	413,713	(173,363)
Total	3,883,528	14,654,920	16,940,784	1,597,661
Grants Payable				
Christofel Blinden Mission	746,627	(746,627)	-	-
DFID/PACS	(302,816)	-	-	(302,816)
EHA Canada	2,718	-	2,718	-
EHA USA	155,981	73,929	229,910	-0
Global Development Group	661,779	(596,309)	-	65,469
Mission Direct	-	30,943	30,943	-
New Zealand High Commission	1,030,000	(1,030,000)	-	-
Stitching Simavi	66,442	(66,442)	-	-
Stop The Traffik	96,640	(96,640)	-	-
Tear Fund UK CH Grant	16,630,804	(16,630,804)	-	-
Transform Aid - Australia	-	32,168	32,168	-
Total	19,088,174	(19,029,782)	295,739	(237,347)
Hospital Payable				
Broadwell Christian Hospital	41,842	601,063	483,376	159,529
Chhatarpur Christian Hospital	-	829,079	829,079	0
EMMS - Chhatarpur Project	1,085,308	4,934,299	6,013,590	6,017
EHA - EMMS Duncan Project	5,820,986	4,715,679	6,840,333	3,696,332
Chinchpada Christian Hospital	100,600	1,068,969	1,170,019	(451)
Duncan Hospital, Raxaul	(629)	3,691,027	1,968,641	1,721,757
GM Priya Hospital	228,647	430,469	528,207	130,908
Herbertpur Christian Hospital	422,346	3,465,002	423,491	3,463,856
Kachhwa Christian Hospital	-	11,271	-	11,271
Lakhnadon Christian Hospital	-	460,319	439,652	20,666
Lalitpur - HBM Hospital	-	2,095,247	2,048,307	46,940
Landour Community Hospital	-	60,922	60,922	-
Madhipura Christian Hospital	410,081	5,089,046	2,084,181	3,414,945
Madhipura Christian Hospital EMMS	11,967,367	-	6,359,640	5,607,727
Makunda Christian Hospital	-	270,144	170,144	100,000
Navjivan Hospital Satbarwa	-	599,812	599,812	-
Prem Jyoti Community Hospital	98,860	545,479	195,736	448,603
Prem Sewa Hospital	2,716,262	1,810,695	1,328,829	3,198,128
Sewa Bhawan Hospital	75,000	-	75,000	-
Tezpur - Baptist Christian Hospital	11,657,816	215,800	11,875,671	(2,055)
Total	34,624,485	30,894,322	43,494,632	22,024,174
Grand Total	92,374,627	135,261,996	160,763,224	66,873,398

Schedule 3A
Other Current Liability

(In INR)

Particulars	Balance as on 31st March 2017
Salary Payable	508,895
TDS Payable	46,840
PF Payable	11,308
Payable to Duncan Hospital	9,383
Total	576,426



EMMANUEL HOSPITAL ASSOCIATION
Consolidated (FC & Projects) Account

Schedule 4
Details of Fixed Assets

(In INR)

Asset Category	Rates of Depreciation	Balance as on 1st April, 2016	Addition		Sale/ Adjustments	Gross Value	Depreciation	Balance as on 31st March, 2017
			More than 180 days	Less than 180 days				
Land	0%	6,048,634	-	-	-	6,048,634	-	6,048,634
Building	5%	13,124,505	-	-	-	13,124,505	656,225	12,468,280
Furniture & Fixture	10%	2,176,622	23,394	-	28,627	2,171,389	217,139	1,954,250
Vehicles	15%	3,387,188	53,658	-	515,461	2,925,385	438,808	2,486,577
Office & Other Equipments	15%	4,211,425	45,695	62,560	30,580	4,289,100	638,673	3,650,427
Computers	60%	278,709	430,300	205,000	7,396	906,613	482,468	424,145
Total		29,227,083	553,047	267,560	582,064	29,465,626	2,433,313	27,032,313

Work in Progress

Building Under Construction	2,496,931	-	2,496,931
Grand Total	31,724,014	267,560	29,529,244



EMMANUEL HOSPITAL ASSOCIATION
Consolidated (FC & Projects) Account

Schedule 5
Cash & Bank Balances

(In INR)	
Particulars	Balance as on 31st March 2017
Cash on Hand- CO	4,652
Cash on Hand- Projects	103,997
Balances with Banks - CO	2,802,264
Balances with Banks - Projects	2,399,307
Fixed Deposits (Schedule "5A")	77,474,428
Total	82,784,648

Schedule 6
Current Assets - Advances

(In INR)	
Particulars	Balance as on 31st March 2017
Staff Advance	2,642
Advance to Vendors- CO	137,500
Advance - Projects	194,100
Total	334,242

Schedule 7
Other Current Assets

(In INR)	
Particulars	Balance as on 31st March 2017
TDS Recoverable	4,753,897
Travel Recoverable	43,181
Security Deposits - CO	80,000
Security Deposits - Projects	-
Other Recoverable	119,790
Total	4,996,867



EMMANUEL HOSPITAL ASSOCIATION
Consolidated (FC & Projects) Account
Schedules to Income & Expenditure Account

Schedule 8
Voluntary Contributions & Donations

(In INR)

Particulars	Balance as on 31st March 2017
C.O Support - CHDP	858,390
C.O Support- DMMU	204,853
C.O Support - HIV/ AIDS	345,948
C.O Support- Palliative Care	1,111,362
C.O Support -Others	529,664
Other Donations	382,145
Grants to C.O - Medical Electives	52,000
Grants to C.O - Undesignated	11,652
Salary Support	1,258,262
Total	4,754,276

Schedule 9
Bank Interest Earned


(In INR)

Particulars	Balance as on 31st March 2017
Saving Account-CO	361,007
Saving Account-Projects	181,044
Fixed Deposits	5,100,567
Total	5,642,618

Schedule 10
Staff Benefits

(In INR)

Particulars	Balance as on 31st March 2017
Salaries & Allowances	6,466,625
PF & Other Allied Expenses	814,505
Gratuity	340,484
Leave Travel Concession	37,351
Staff Welfare	31,894
Staff Health Scheme	56,007
Mutual Health Scheme	10,800
Retirement Benefits	449,064
Total	8,206,730



EMMANUEL HOSPITAL ASSOCIATION
Consolidated (FC & Projects) Account

Schedule 11
Administration Costs

(In INR)	
Particulars	Balance as on 31st March 2017
Hospitality	8,813
Newspaper & Periodicals	775
Audit Fees	445,345
Bank Charges	28,536
Promotional Expenses	43,777
Legal & Professional Charges	120,173
Printing	61,215
Taxes	-
Stationeries	5,714
House Keeping & Supplies	4,489
Membership	28,951
Electricity Charges	343,723
Office Rent	-
Total	1,091,511

Schedule 12
Travelling

(In INR)	
Particulars	Balance as on 31st March 2017
Coordination Travels	15,822
Others Travels	56,924
Local Conveyance	7,923
Vehicle Running & Maintenance	59,091
Total	139,760

Schedule 13
Communications

(In INR)	
Particulars	Balance as on 31st March 2017
Internet	172,744
Telephone	263,129
Postage	162
Total	436,035

Schedule 14
Repairs & Maintenance

(In INR)	
Particulars	Balance as on 31st March 2017
Computers	16,594
Equipments	12,000
Vehicle	25,768
Software	114,913
Total	169,275

Schedule 15
HR & Capacity Building

(In INR)	
Particulars	Balance as on 31st March 2017
Training/Seminars	5,779
Workshop/Retreat	32,836
Total	38,615



EMMANUEL HOSPITAL ASSOCIATION
808/92, Deepali Building, Nehru Place, New Delhi - 110019
Consolidated (FC & Projects) Account

Schedule 5A
Details of Fixed Deposits

(In INR)

S. No.	Bank Name	Fixed Deposit No.	Principal Amount	Interest Amount	Maturity Amount	Value Date	Date of Maturity
1	HDFC Bank Ltd	50300107301871	9,000,000	156,639	9,156,639	15-Feb-17	16-May-17
2	HDFC Bank Ltd	50300107302042	9,000,000	145,451	9,145,451	15-Feb-17	16-May-17
3	HDFC Bank Ltd	50300107302183	9,000,000	145,451	9,145,451	15-Feb-17	16-May-17
4	HDFC Bank Ltd	50300113998730	6,474,428	156,639	6,631,067	2-Jan-17	3-Apr-17
5	HDFC Bank Ltd	50300148782571	9,000,000	106,066	9,106,066	9-Jun-16	9-Jun-17
6	HDFC Bank Ltd	50300148827917	6,000,000	650,970	6,650,970	9-Jun-16	9-Jun-17
7	HDFC Bank Ltd	50300148857808	9,000,000	160,082	9,160,082	9-Jun-16	9-Jun-17
8	HDFC Bank Ltd	50300153848383	10,000,000	770,350	10,770,350	15-Jul-16	15-Jul-17
9	HDFC Bank Ltd	50300185468948	2,500,000	36,233	2,536,233	16-Feb-17	19-May-17
10	HDFC Bank Ltd	50300185469122	2,500,000	37,414	2,537,414	16-Feb-17	22-May-17
11	HDFC Bank Ltd	50300185469190	2,500,000	35,455	2,535,455	16-Feb-17	17-May-17
12	HDFC Bank Ltd	50300185469300	2,500,000	38,202	2,538,202	16-Feb-17	24-May-17
Total			77,474,428	2,438,952	79,913,380		



EMMANUEL HOSPITAL ASSOCIATION
808/92, Deepali Building, Nehru Place, New Delhi - 110019
Consolidated (FC & Projects) Account

Schedule 7A
Details of TDS Recoverable

(In INR)

Assessment Year	TDS Deposited	TDS Refunded	Balance Amount	Net Total
2004-05	105,169	-	105,169	105,169
2005-06	119,549	119,549	0	105,169
2006-07	400,674	105,168	295,506	400,675
2007-08	482,000	-	482,000	882,675
2008-09	484,706	-	484,706	1,367,381
2009-10	706,893	24,067	682,826	2,050,207
2010-11	622,606	1,721,255	(1,098,649)	951,558
2011-12	851,607	86,981	764,626	1,716,184
2012-13	843,439	-	843,439	2,559,623
2013-14	740,309	-	740,309	3,299,932
2014-15	614,497	-	614,497	3,914,429
2015-16	477,217	740,839	(263,622)	3,650,807
2016-17	596,823	-	596,823	4,247,630
Total	7,045,489	2,797,859	4,247,630	25,251,439

