

**J. C. BHALLA & CO.**  
CHARTERED ACCOUNTANTS

BRANCH OFFICE : B-5, SECTOR-6, NOIDA - 201 301 (U.P.)  
TEL. : +91 - 120 - 4241000, FAX : +91-120-4241007  
E-MAIL : taxaid@jcbhalla.com

We have audited the accounts of Emmanuel Hospital Association, 808/92, Deepali Nehru Place, New Delhi - 110019, (FCRA Reg. No. 231650016) for the financial year ending 31<sup>st</sup> March, 2019 and examined all relevant books and vouchers and certify that according to the audited account:

- (i) The brought forward foreign contribution at the beginning of the financial year was Rs. 5,73,46,028.
- (ii) Foreign contribution of/ worth Rs. 15,34,14,830 was received by the Association during the financial year 2019.
- (iii) Interest accrued on foreign contribution and other income derived from foreign contribution or interest thereon of/ worth Rs. 45,00,652 was received by the Association during the financial year 2018-19.
- (iv) The balance of unutilized foreign contribution with the Association at the end of the financial year 2018-19 was Rs. 6,15,17,081.
- (v) Certified that the Association has maintained the accounts of foreign contribution and records relating thereto in the manner specified in section 19 of the Foreign Contribution (Regulation) Act, 2010 (42 of 2010) read with rule 17 of the Foreign Contribution (Regulation) Rules, 2011.
- (vi) The information in this certificate and in the enclosed Balance Sheet and statement of Receipt and Payment is correct as checked by me/us.
- (vii) The association has utilized the foreign contribution received for the purpose(s) it is registered/ granted prior permission under Foreign Contribution (Regulation) Act, 2010.



**Rajesh Sethi**  
Partner

M. No. 085669

UDIN: 19085669AAAAEY3688

For and on Behalf of

**J. C. Bhalla & Co.**

Chartered Accountants

Firm Registration No. 001111N

Place : New Delhi

Date : 21<sup>st</sup> December, 2019

**EMMANUEL HOSPITAL ASSOCIATION**  
**808/92, Deepali Building, Nehru Place, New Delhi - 110019**  
**Consolidated (FC & Projects) Account**  
**Balance Sheet as at 31st March 2019**

(In INR)

Particulars	Sch	As at 31st March 2019
<b>Liabilities</b>		
<b>General Fund</b>		
Reserves & Surplus	1	3,49,84,611
Designated Funds	2	1,26,37,085
<b>Funds &amp; Liabilities</b>		
Earmarked Funds	3	4,28,94,474
<b>Other Current Liability</b>	3A	31,65,421
<b>Total</b>		<b>9,36,81,590</b>
<b>Assets</b>		
<b>Fixed Assets</b>	4	2,62,79,695
<b>Current Assets</b>		
Cash & Bank Balances	5	6,15,17,081
<b>Other Current Assets</b>		
Advances	6	3,30,075
Others	7	55,54,739
<b>Total</b>		<b>9,36,81,590</b>

Subject to our separate report of even date



**Rajesh Séthi**

**Partner**


M.No 085669

For and on behalf of

**J.C.Bhalla & Co.**


Chartered Accountants

Firm Registration No 001111N




**Dr Joshua Sunil Gokavi**

**Executive Director**



**Abhishek Lyall**

**Finance Director**



Place : New Delhi

Date : 21th Dec, 2019



**EMMANUEL HOSPITAL ASSOCIATION**  
**808/92, Deepali Building, Nehru Place, New Delhi - 110019**  
**Consolidated (FC & Projects) Account**  
**Income & Expenditure Account for the year ending 31st March 2019**

(In INR)

Particulars	Sch	As at 31st March 2019
<b>Income</b>		
Voluntary Contributions & Donations	8	1,44,35,366
Bank Interest Earned	9	35,84,051
Other Income		1,12,440
Amount Appropriated from earmarked funds to the extent utilised (Refer Schedule 3)		13,75,22,324
<b>Excess of Expenditure over Income</b>		-4,83,426
<b>Total</b>		<b>15,51,70,755</b>
<b>Expenditure</b>		
Staff Benefits	10	1,20,39,076
Operational Costs	11	19,86,300
Travelling	12	8,47,771
Communications	13	2,07,642
Repairs & Maintenance	14	9,39,787
HR & Capacity Building	15	39,419
Governance	16	1,56,963
Project Expenditure	17	13,70,93,326
Depreciation		18,60,471
<b>Total</b>		<b>15,51,70,755</b>

Subject to our separate report of even date



**Rajesh Séthi**

**Partner**


M.No 085669

For and on behalf of

**J.C.Bhalla & Co.**


Chartered Accountants

Firm Registration No 001111N



**Dr Joshua Sunil Gokavi**

**Executive Director**



**Abhishek Lyall**

**Finance Director**



Place : New Delhi

Date : 21th Dec, 2019




Emmanuel Hospital Association  
808/92, Deepali Building, Nehru Place, New Delhi - 110 019  
Consolidated (FC & Projects) Account  
Receipt & Payment Account for the period ending 31st March 2019

Receipts	As at 31st March 2019	Payments	As at 31st March 2019
Opening Balance		Staff salary and Benefits	1,17,63,593
Cash on Hand	1,59,454	Operational Costs	19,11,866
Balances with bank	1,06,64,263	Travelling	8,47,771
Fixed Deposit	4,65,22,311	Communications	2,07,642
Voluntary Contributions & Donations	15,34,14,830	Repairs & Maintenance	9,39,787
Interest		HR & Capacity Building	39,419
Saving Account	8,05,324	Governance	1,56,963
Fixed Deposit	29,74,391	Purchases of Fixed Assets	5,77,258
Interest on TDS Refund	1,12,440	Project Expenses	13,69,03,918
TDS Refund Received	6,08,497	Advance Paid	3,96,212
		Closing Balance	
		Cash on Hand	68,004
		Balances with bank	1,32,61,652
		Fixed Deposit	4,81,87,425
	21,52,61,510		21,52,61,510

Subject to our separate report of even date

  
Rajesh Sethi  
Partner  
M.No 085669  
For and on behalf of  
J.C.Bhalla & Co.  
Chartered Accountants  
Firm Registration No 001111N

  
Dr Joshua Sunil Gokavi  
Executive Director

  
Abhishek Lyall  
Finance Director

Place : New Delhi  
Date : 21st Dec, 2019



**EMMANUEL HOSPITAL ASSOCIATION**  
**Consolidated (FC & Projects) Account**  
**Schedules to Balance Sheet**

**Schedule 1**  
**Reserves & Surplus**

	(In INR)
Particulars	Balance as on 31st March 2019
Opening balance as on 1st April 2018	3,46,06,807
Add: Additions during the year	-
Add : Transferred from Projects	-
Add: Assets Purchased out of Project Expenses	-
Add: Transferred from project Payable	-1,05,622
Add : Excess of Income over Expenditure during the year	-
	3,45,01,185
Less : Amount Transferred to Project Payable	-
Less: Asset Acquisition fund rectification	-
Less : Depreciation for Previous Years	-
Less : Excess of Expenditure over Income during the year	-4,83,426
	3,49,84,611

**Schedule 2**  
**Designated Funds**

	(In INR)
Particulars	Balance as on 31st March 2019
<b>Building Funds as per Last Year Balance Sheet</b>	1,24,98,182
Add: Addition during the year	-
	1,24,98,182
Less; Amount reversed during the year	-
Less: Utilisation during the year	-
Less: Amount reversed	-
<b>Total</b>	<b>1,24,98,182</b>
<b>Asset Acquisition Fund as per Last Year Balance Sheet</b>	1,38,903
Add: Addition during the year	-
	1,38,903
Less: Transferred to General Fund	-
Less: Utilisation during the year	-
<b>Total</b>	<b>1,26,37,085</b>





**EMMANUEL HOSPITAL ASSOCIATION**  
**Consolidated (FC & Projects) Account**

**Schedule 3**  
**Unspent Project Balances**

(In INR)



Particulars	Opening Balance as on 1st April 2018	Receipts during the year 2017-18	Payment during the year 2017-18	Closing Balance as on 31st March 2019
<b>Central Support Programs</b>				
EHA Bio Ethics Project	1,87,422	99,243	2,25,873	60,791
Central Office Designated Project Fund	6,93,025	-35,608	-3,94,341	10,51,758
EHA - Geoffrey Hawkins Scholarship Fund	4,79,014	-	3,85,000	94,014
EHA - GDG Chinchpada	-	5,80,244	3,25,404	2,54,840
EHA - GDG Duncan	55,019	1,78,650	2,29,349	4,320
EHA - GDG Madhipura - Training Centre	1,31,573	53,39,798	49,42,081	5,29,290
EHA - GDG Tezpur	15,477	1,71,544	-	1,87,021
EHA - GDG Shalom	4,15,336	-	1,44,747	2,70,589
EHA - GDG Makunda	10,310	10,72,757	10,83,067	-
EHA - Joni & Friends Disability Retreat	-	1,60,428	46,965	1,13,463
EHA - Joni & Friends Disability WCD	-	8,43,164	8,45,143	-1,979
EHA - Leadership Development Project	19,82,353	36,53,386	22,88,206	33,47,533
EHA - Nest Project	16,02,760	10,01,580	10,55,000	15,49,340
EHA - Nurses Training Fund	4,25,281	2,40,366	16,915	6,48,733
<b>Total</b>	<b>59,97,570</b>	<b>1,33,05,553</b>	<b>1,11,93,409</b>	<b>81,09,713</b>

**Palliative Care**

EHA - Palliative Care - EHA Canada	-	95,617	95,617	-
EHA - Palliative Care - GDG - Chattarpur	-	2,93,576	2,93,576	-
EHA - Palliative Care - GDG - RobertsGanj	-25,361	1,45,578	1,20,217	-
EHA - Palliative Care - GDG - Satbarwa	-2,200	1,80,931	1,78,731	-
EHA - Palliative Care - GDG -CO	4,31,647	-2,32,053	-	1,99,594
EHA - Palliative Care - MAI-Chinchpara	-	14,66,211	14,40,981	25,230
EHA - Palliative Care - GEN-CO	57,28,278	-25,08,747	3,68,150	28,51,381
EHA - Palliative Care - GEN- Champa	-	58,410	58,410	-
EHA - Palliative Care - GEN- Chinchpara	-5,00,000	5,00,000	-	-
EHA - Palliative Care - GEN- Jagdishpur	-1,76,000	1,76,000	-	-
EHA - Palliative Care - GEN- Kachwa	-	2,00,000	85,000	1,15,000
EHA - Palliative Care - GEN- Lakhnadon	-3,22,000	6,60,000	3,38,000	-
EHA - Palliative Care - GEN- Madhipura	-1,85,000	4,64,400	2,79,400	-
EHA - Palliative Care - GEN- Shalom	-85,000	1,04,400	19,400	-
EHA - Palliative Care - GEN- Tezpur	-3,00,000	3,00,000	-	-
EHA - Palliative Care Rajive Trg.Program Expenses	4,24,494	-	3,88,384	36,110
EHA - Palliative Care - SWC-CO	9,74,862	19,62,383	20,50,933	8,86,312
EHA - Palliative Care - SWC- Fatehpur	1,11,100	9,23,516	8,49,670	1,84,946
EHA - Palliative Care - SWC- Lalitpour	4,96,920	17,05,840	22,02,760	-
EHA - Palliative Care - SWC- Gift	-	2,72,370	84,370	1,88,000
EHA - Palliative Care - SWC- Shalom HBC	-	9,50,000	9,37,791	12,210
EHA - Palliative Care - SWC- Shalom HC	4,01,853	29,26,252	32,77,061	51,044
EHA - Palliative Care - SWC- Utraula	4,56,594	9,13,189	13,08,584	61,199
<b>Total</b>	<b>74,30,187</b>	<b>1,15,57,872</b>	<b>1,43,77,035</b>	<b>46,11,026</b>

**Disaster Management Mitigation Unit Projects**

Begusarai Flood Relief Program	77,961	-	-	77,961
DMMU Pooled Fund	-	-	-	-
Arambh Food for Work Project	1,12,365	-	-	1,12,365
Heal Project	3,39,542	-	81,695	2,57,847
Himalayan Earthquake Relief Project (NEPAL)	9,33,086	-	28,271	9,04,815
Hospital Safety Workshop	12,706	-	-	12,706
Kerala Flood Relief - ABPAid	-	11,80,104	5,43,195	6,36,909
Kerala Flood Relief - DVN	-	30,42,074	20,80,019	9,62,055
Kerala Flood Relief - EHA Canada	-	2,53,514	1,55,960	97,554
Kerala Flood Relief - Humedica	-	41,81,521	41,81,521	-
Kerala Flood Relief - Others	-	3,13,778	2,82,462	31,316
Kerala Flood Relief - TAI	-	8,34,460	8,34,460	-
Kishanganj Fire Relief Programme	2,95,798	-78,339	-	2,17,459
<b>Total</b>	<b>17,71,458</b>	<b>97,27,112</b>	<b>81,87,583</b>	<b>33,10,987</b>



**EMMANUEL HOSPITAL ASSOCIATION**  
Consolidated (FC & Projects) Account


(In INR)

<b>Community Health Projects</b>				
EHA - CHDP Share	10,84,569	5,54,906	16,39,475	-
CH Coordination - Tear Australia	-	7,62,784	7,60,247	2,537
EHA - CHDP Champa	6,01,077	24,82,150	30,83,227	-
EHA - CHDP BCH, Fatehpur	6,12,728	22,63,234	24,87,472	3,88,490
EHA - Integral Alliance Conference	-	60,404	60,404	-
EHA - Tear Australia Sahyog Project	16,182	-	-	16,182
EHA - SHIFA Mental Health Project	-	30,44,995	30,40,637	4,358
EHA - UP Urban Project	21,84,942	73,37,502	83,77,276	11,45,168
EHA - Social Enterprise Workshop	-	3,60,274	3,57,052	3,222
EHA - Psychosocial Research Allocation	96,708	-	-	96,708
EHA - CHDP Robertsganj	86,034	4,82,063	5,68,097	-
EHA - Engage Disability Analysis	-	2,43,000	-	2,43,000
EHA - Engage Disability Network	-	6,48,557	4,26,839	2,21,718
EHA Dignity Health Project	-	2,77,500	77,891	1,99,609
EHA - CHDP Barharwa (DVN)	10,04,254	16,02,745	14,78,799	11,28,200
EHA - DVN 3BM Training	-	1,23,859	1,23,859	-
EHA - DVN - Engagement of Partners - CO	12,09,357	3,71,401	6,87,334	8,93,424
EHA - DVN - Engagement of Partners - Champa	-4,466	2,97,000	2,92,534	-
EHA - DVN - Engagement of Partners - Herbertpur	-	2,97,000	3,03,169	-6,169
EHA - DVN - Engagement of Partners - UP Urban	-2,427	2,97,000	2,11,047	83,526
EHA - Free The Slaves Project	-	3,82,900	2,76,567	1,06,333
EHA - Mental Health Programme	1,03,947	-	16,474	87,473
EHA - CHDP Project Burans	3,22,798	2,85,476	6,08,274	-
EHA - Shalom Global Foundation	84,599	15,14,907	10,03,066	5,96,439
EHA - Accelerated Prevetion of Human Trafficking	168	-	-	168
EHA - Building Efficiency of Project Team	-	17,25,000	14,44,704	2,80,296
EHA - CHDP Lalitpur	-	36,47,840	36,47,840	-
EHA - CHDP Landour Uday Basti	3,28,069	3,56,527	6,84,596	-
EHA - CHDP Madhipura	9,17,565	49,18,291	31,81,085	26,54,772
EHA - CHDP Raxaul	8,26,495	29,31,893	22,52,795	15,05,593
EHA - CHDP Tezpur (CAR)	5,85,650	11,25,442	17,11,092	-
EHA - CHDP Tezpur (Safe Migration)	26,91,338	-5,50,000	21,41,338	-
EHA - Tear Fund Kishangarh Watershed Mgt Project	55,891	37,46,450	36,67,141	1,35,200
EHA - Lightwheel Training - Lalitpur	-	2,07,082	1,12,004	95,078
EHA - CHDP Madhipura (CAR) Project	1,92,150	15,28,284	16,58,101	62,333
EHA - Tear Fund Sahyog Urban Empowerment	16,460	7,78,365	7,94,233	592
EHA - Umeed Recovery & Rehab. Tear UK	3,908	22,09,330	22,13,238	-
EHA - Umeed Person with Disability - Wash Project	-	1,09,802	71,800	38,002
EHA - CHDP Bastar (CAR)	-2,78,756	13,52,115	12,01,804	-1,28,445
EHA - CHDP Ranchi (CAR)	-1,10,080	18,10,071	16,94,885	5,106
EHA - CHDP Satbarwa (CAR)	13,52,806	-3,44,596	7,55,192	2,53,018
EHA - CHDP Satbarwa (CBR)	4,11,040	11,32,695	15,43,654	81
EHA C.O (CAR) Project	6,564	-5,714	850	-
EHA - Injot Org.Development	26,331	-	26,332	-1
EHA - STT Conference	6,88,294	-3,16,556	3,71,738	-
EHA - University of Edinbrough Consultancy Fund	-	1,45,000	1,45,000	-
EHA - University of Edinbrough ISSF Project	-	5,94,622	5,72,567	22,055
EHA - University of Edinbrough Pesticide Study Project	-	12,82,385	12,68,126	14,259
EHA - University of Edinbrough Suicide Prevention Project	-	1,20,932	73,827	47,106
<b>Grand Total</b>	<b>1,51,14,195</b>	<b>5,21,94,919</b>	<b>5,71,13,681</b>	<b>1,01,95,431</b>

**EMMANUEL HOSPITAL ASSOCIATION**  
Consolidated (FC & Projects) Account

(In INR)

<b>HIV/AIDS Projects</b>				
EHA - DAP Shalom Project	16,65,311	49,88,634	28,19,859	38,34,086
EHA - Shalom -DVN	-	16,81,586	16,30,412	51,174
EHA - Shalom - SIM	-	34,61,707	34,36,865	24,842
EHA - NEO PLUS	-1,57,630	1,57,630	-	-
EHA - Prison Intervention Project Chandigargh	14,30,220	61,05,824	57,45,664	17,90,386
EHA - Prison Intervention Project Guwahaty	466,775	14,80,857	15,04,303	-90,221
<b>Total</b>	<b>28,71,126</b>	<b>1,78,76,238</b>	<b>1,51,37,103</b>	<b>56,10,261</b>





<b>Grants Payable</b>				
De Verre Naastein	20,000	-20,000	-	-
DFID/PACS	-3,02,816	-	-	-3,02,816
KIKU Trust Foundation	42,294	-42,294	-	-
SIM International	-1,581	1,581	-	-
Stewardship SVS UKET Ltd	184	-184	-	-
Tear Netherlands	896	-896	-	-
<b>Total</b>	<b>-2,41,022</b>	<b>-61,794</b>	<b>-</b>	<b>-3,02,816</b>
<b>Patient Care</b>				
Burrows Memorial Christian Hospital	-	13,66,855	13,66,855	-
Champa Christian Hospital	31,835	9,55,761	9,49,760	37,836
Chhatarpur Christian Hospital	62,811	5,38,930	5,76,794	24,947
Chinchpada Christian Hospital	2,38,849	12,57,961	14,96,810	-
Duncan Hospital, Raxaul	10,954	38,41,456	29,51,776	9,00,634
EHA - EMMS MCH Chhatarpur Project	6,016	-	-	6,016
Broadwell Christian Hospital	6,29,809	92,669	7,22,478	-
GM Priya Hospital	21,865	-21,865	-	-
Herbertpur Christian Hospital	7,17,124	46,36,126	53,53,250	-
Sewa Bhawan Hospital	-	6,49,000	6,49,000	-
Kachhwa Christian Hospital	5,477	11,99,815	10,81,965	1,23,327
Lakhnadon Christian Hospital	7,418	9,05,142	9,07,709	4,851
Lalitpur - HBM Hospital	25,205	7,89,072	8,03,812	10,465
Landour Community Hospital	56,979	1,09,370	1,66,349	-
Madhipura Christian Hospital	-3,07,013	3,52,424	45,411	-
Makunda Christian Hospital	41,00,000	1,65,00,000	1,31,00,000	75,00,000
Prem Jyoti Community Hospital	12,24,438	-1,08,136	3,98,914	7,17,388
Prem Sewa Hospital	11,92,685	1,94,659	1,12,000	12,75,344
Navjivan Hospital Satbarwa	19,412	15,04,652	8,30,263	6,93,801
Tezpur - Baptist Christian Hospital	-	65,630	367	65,263
<b>Total</b>	<b>80,43,865</b>	<b>3,48,29,520</b>	<b>3,15,13,513</b>	<b>1,13,59,872</b>
<b>Grand Total</b>	<b>4,09,87,378</b>	<b>13,94,29,421</b>	<b>13,75,22,324</b>	<b>4,28,94,474</b>





EMMANUEL HOSPITAL ASSOCIATION  
Consolidated (FC & Projects) Account

Schedule 3A  
Other Current Liability

		(In INR)
Particulars	Balance as on 31st March 2019	
Establishment Charges		1,308,063
TDS Payable		173,573
Audit Fees		798,500
Electricity		13,570
Legal & Professional		7,500
Community Health Projects		676,938
HIV Aids Projects		187,277
<b>Total</b>		<b>3,165,421</b>



**EMMANUEL HOSPITAL ASSOCIATION**  
**Consolidated (FC & Projects) Account**


**Schedule 4**  
**Details of Fixed Assets**

Asset Category	Rates of Depreciation	Balance as on 1st April, 2018	Addition		Sale/ Adjustments	Gross Value	Depreciation	Balance as on 31st March, 2019
			More than 180 days	Less than 180 days				
Land	0%	60,48,634	-	-	-	60,48,634	-	60,48,634
Building	5%	1,18,44,867	-	-	-	1,18,44,867	5,92,243	1,12,52,624
Furniture & Fixture	10%	17,30,517	-	-	-	17,30,517	1,73,052	15,57,465
Vehicles	15%	21,40,744	66,899	-	-	22,07,643	3,31,146	18,76,497
Office & Other Equipments	15%	31,15,678	95,109	70,180	-	32,80,967	4,86,882	27,94,085
Computers	60%	1,85,538	2,07,680	1,37,390	-	5,30,608	2,77,149	2,53,459
<b>Total</b>		<b>2,50,65,978</b>	<b>3,69,688</b>	<b>2,07,570</b>	<b>-</b>	<b>2,56,43,236</b>	<b>18,60,472</b>	<b>2,37,82,764</b>

**Work in Progress**

Building Under Construction	24,96,931	-	-	-	-	-	-	24,96,931
-----------------------------	-----------	---	---	---	---	---	---	-----------

<b>Grand Total</b>	<b>2,75,62,909</b>	<b>3,69,688</b>	<b>2,07,570</b>	<b>-</b>	<b>2,56,43,236</b>	<b>18,60,472</b>	<b>2,62,79,695</b>
--------------------	--------------------	-----------------	-----------------	----------	--------------------	------------------	--------------------



**EMMANUEL HOSPITAL ASSOCIATION**  
**Consolidated (FC & Projects) Account**

**Schedule 5**  
**Cash & Bank Balances**

(In INR)

Particulars	Balance as on 31st March 2019
Cash on Hand- CO	2,539
Cash on Hand- Projects	65,465
Balances with Banks - CO	1,11,44,859
Balances with Banks - Projects	21,16,793
Fixed Deposits (Schedule "5A")	4,81,87,425
<b>Total</b>	<b>6,15,17,081</b>

**Schedule 6**  
**Current Assets - Advances**

(In INR)

Particulars	Balance as on 31st March 2019
Staff Advance	53,000
Advance to Vendors- CO	2,20,000
Advance - Projects	57,075
<b>Total</b>	<b>3,30,075</b>

**Schedule 7**  
**Other Current Assets**

(In INR)

Particulars	Balance as on 31st March 2019
TDS Recoverable	47,79,162
Security Deposits - CO	93,500
Accrued Interest	2,54,108
Prepaid Expenses	25,221
Recoverable from Others	3,59,648
Security Deposits - Projects	43,100
<b>Total</b>	<b>55,54,739</b>





**EMMANUEL HOSPITAL ASSOCIATION**  
**Consolidated (FC & Projects) Account**  
**Schedules to Income & Expenditure Account**

**Schedule 8**  
**Voluntary Contributions & Donations**

(In INR)	
Particulars	Balance as on 31st March 2019
C.O Support - CHDP	9,11,308
C.O Support- DMMU	10,88,150
C.O Support - HIV/AIDS	1,82,361
C.O Support- Palliative Care	5,94,189
C.O Support - Others	1,11,02,055
Grants to C.O - Medical Electives	59,000
Salary Support	4,98,303
<b>Total</b>	<b>1,44,35,366</b>

**Schedule 9**  
**Bank Interest Earned**

(In INR)	
Particulars	Balance as on 31st March 2019
Saving Account-CO	5,79,186
Saving Account-Projects	30,474
Fixed Deposits	29,74,391
<b>Total</b>	<b>35,84,051</b>



**Schedule 10**  
**Staff Benefits**

(In INR)

Particulars	Balance as on 31st March 2019
Salaries & Allowances	94,51,558
PF & Other Allied Expenses	9,47,943
Gratuity	4,56,360
Leave Travel Concession	1,43,724
Staff Welfare	89,358
Staff Health Scheme	1,11,531
Children Education Scheme	7,98,570
Mutual Health Scheme	23,600
Transfer Benefits	16,432
<b>Total</b>	<b>1,20,39,076</b>



**EMMANUEL HOSPITAL ASSOCIATION**  
**Consolidated (FC & Projects) Account**

**Schedule 11**  
**Administration Costs**

(In INR)

Particulars	Balance as on 31st March 2019
Hospitality	19,009
Newspaper & Periodicals	8,070
Audit Fees	7,67,000
Bank Charges	54,730
Promotional Expenses	8,143
Legal & Professional Charges	5,31,950
Printing	46,383
Taxes	4,710
Stationeries	4,798
House Keeping & Supplies	33,647
Electricity & Water Charges	5,07,860
<b>Total</b>	<b>19,86,300</b>

**Schedule 12**  
**Travelling**

(In INR)

Particulars	Balance as on 31st March 2019
Coordination Travels	2,45,496
Others Travels	32,146
Local Conveyance	43,929
Travel International	4,54,105
Vehicle Running & Maintenance	72,095
<b>Total</b>	<b>8,47,771</b>

**Schedule 13**  
**Communications**

(In INR)

Particulars	Balance as on 31st March 2019
Internet	20,100
Telephone	1,77,387
Postage	10,155
<b>Total</b>	<b>2,07,642</b>





**Schedule 14**  
**Repairs & Maintenance**

(In INR)

Particulars	Balance as on 31st March 2019
Computers	1,34,490
Vehicle	19,703
<b>Total</b>	<b>9,39,787</b>

**Schedule 15**  
**HR & Capacity Building**

(In INR)

Particulars	Balance as on 31st March 2019
Training/Seminars	10,000
<b>Total</b>	<b>39,419</b>

**Schedule 16**  
**Governance**

(In INR)

Particulars	Balance as on 31st March 2019
EC/ Board Meeting Expenses	27,011
RAC/Project Meeting Expenses	1,29,952
<b>Total</b>	<b>1,56,963</b>

**Schedule 17**  
**Project Expenses**

(In INR)

Particulars	Balance as on 31st March 2019
Central Support Programs	1,11,93,409
Palliative Care	1,43,77,035
Disaster Management Mitigation Unit Projects	81,87,583
Community Health Projects	5,66,31,071
HIV/ AIDS Projects	1,50,42,455
Patient Care	3,16,61,773
<b>Total</b>	<b>13,70,93,326</b>

